

RECESSED PULL



3511, 3512 SERIES



3511038/SN



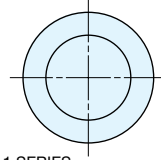
3511400/CR



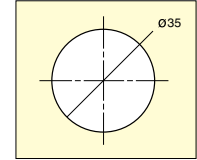
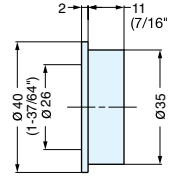
3512038/SN



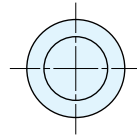
3512400/CR



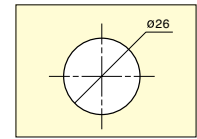
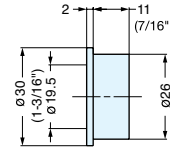
3511 SERIES



Bore Dimensions



3512 SERIES



Bore Dimensions

Item No.	Weight (g)	Box (pcs)	Carton (pcs)
3511038/SN	27.1	25	250
3511400/CR			
3512038/SN	17.2	25	250
3512400/CR			

Material	Finish
Zinc Alloy	Satin Nickel (SN)/Chrome (CR)

RECESSED PULL



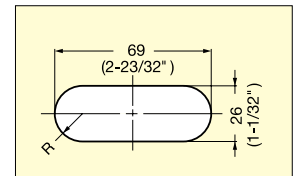
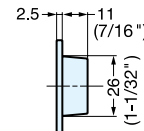
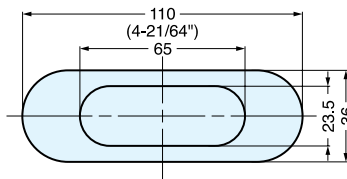
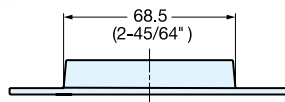
3922 SERIES



3922038/SN



3922400/CR



Bore Dimensions

Item No.	Weight (g)	Box (pcs)	Carton (pcs)
3922038/SN	70.9	25	250
3922400/CR			

Material	Finish
Zinc Alloy	Satin Nickel (SN)/Chrome (CR)